



effective



# Your AI Solution

for Measuring and Optimizing  
**AI Visibility** in the Industrial Sector



AI Probe Question Assistant

AI Visibility Analysis

AI Visibility Audit

▶▶ **Only those who know their presence,  
can optimize it in a targeted way.**

# 5 Reasons to Measure AI Visibility ▶▶

AI Visibility is the new SEO – those who understand the sources and logic of LLMs secure the first digital touchpoint with tomorrow's customer.

1

## Actively Managing Market Presence (Visibility Score)

Instead of passively waiting to see how AI models evaluate your brand, measurement enables targeted optimization. Only those who know their score (0-10) can rise from a "brief mention" to a "prominent, cited market leader position."

2

## Secure Strategic Competitive Advantages

An AI audit uncovers visibility and evaluation gaps in direct comparison to competitors. You immediately recognize whether competitors are already more dominantly positioned on important industry topics or innovations and can take countermeasures.

3

## Precise Content & GEO Optimization (Content Gaps)

The analysis pinpoints exactly which sources (wikis, glossaries, specialist portals) are used by LLMs to generate answers. This enables a data-driven alignment of your content strategy (Generative Engine Optimization) to deliberately appear as a cited source in AI answers.

4

## Understanding & Serving Customer Intentions (Intents)

Different question intentions (e.g., price/performance vs. technology focus) lead to different model behavior. Through measurement, you understand how your brand is perceived in different phases of the customer journey and can adapt your messages accordingly.

5

## Early Warning System for Innovations & Trends

The measurement serves as a monitoring tool for new topic areas such as sustainability or skilled labor shortages. You see in real time whether your brand is already associated with future-relevant USPs or whether there is unused potential here.

# Three Components ▶▶

## ai probe assistant



### Input

#### Brand inputs and prospect prompts

- What and how is asked?
- What are the most frequently asked questions
  - Intents: comparison, price/service, Top 3 manufacturer
  - Topics: skilled labor shortage, sustainability, technology, USPs
  - Product/Product Group
  - Product Features
  - USPs
  - Industries
  - Applications
- Brand
- Domain(s)
- Country
- Competitors per country/market
- LLMs
  - Gemini, chatGPT, Perplexity, Google/Bing AI Overview, Mistral and others

## ai visibility analysis



### Output

#### Analysis based on the input

- All results as Excel download
- All results online

## ai visibility audit



### Audit

#### Result evaluation

- Evaluations by
  - Dimensions,
    - USPs,
    - Intent,
    - Industrie,
    - Applications

#### Action recommendations

- SEO/GEO Content
  - Strength, Weakness
- Content Gaps
- Visibility Scores vs Content
- Recommendations by LLM
- Visibility Scores vs LLM

# AI Probe Question Assistant ▶▶



## Input

### Managing Question Dimensions

- Industries
- Products
- Product Features
- Applications
- Intents
- Topics/USPs

The screenshot displays the AI Probe Question Assistant interface. At the top, there's a navigation bar with 'AI Probe Assistant', 'AI Visibility', 'AI Glossary', 'LLM Comparison', 'Login', and 'English'. The main header reads 'AI Probe Question Assistant' with the subtitle 'Generate probe questions for AI visibility analysis using LLM assistance.'

The 'Generate Probe Questions' form includes several sections:

- Customer:** A text input field containing 'swisslog'.
- Configuration (optional):** A dropdown menu showing 'Analysis - swisslog - 2026-02-22 09:14:35 - gemini mapped'.
- Your Brand:** A text input field containing 'swisslog'.
- Customer Domains (optional):** A text area containing 'swisslog.com' and 'kuka.com'.

The 'Manage Question Dimensions' modal is open, showing a table of dimensions:

- Industries: 10
- Products: 22
- Product Features: 10
- Applications: 6
- Intents: 5
- Topics/USPs: 0

The modal also features an 'Add new Industry' section with a table:

Display Name	Description	Actions
e.g. Automotive Industry	Optional description	+ Add
Automobilsektor	-	[Edit] [Delete]
Bankwesen	-	[Edit] [Delete]
General Merchandise	-	[Edit] [Delete]
Getränkeindustrie	-	[Edit] [Delete]
Haushalts- und Körperpflegeprodukte	-	[Edit] [Delete]
Lebensmittelindustrie	-	[Edit] [Delete]
Lebensmittelvertrieb	-	[Edit] [Delete]
Mode- und Bekleidungslogistik	-	[Edit] [Delete]
Pharma	-	[Edit] [Delete]
Tabakwaren	-	[Edit] [Delete]

A 'Close' button is located at the bottom right of the modal.

# Generate Questions ▶▶



## Input

Probe Questions für alle Dimensionen oder dedizierte Probe Questions für nur eine Dimension nach Typ und Value

- Slider for number of questions
- Selection of LLM for generation

**Question Amount** (50-100 questions)

Min 
Min
Max
●

Choose how many probe questions to generate. More questions provide broader coverage but take longer to process.

**Generation Model**

gemi-3-flash (66K) ▼

Select the AI model to use for generating probe questions.

**Generated Questions**

Welche Unternehmen sind führend in der Lagerautomatisierung in Deutschland?  
 Wer sind die Top-Anbieter für Intralogistik-Lösungen in der DACH-Region?  
 Welche Firmen bieten robotergestützte Logistiksysteme für den E-Commerce an?  
 Welche Anbieter spezialisieren sich auf automatisierte Hochregallager in der Schweiz?  
 Welche Unternehmen sind zertifizierte Integratoren für AutoStore-Systeme in Europa?  
 Wer bietet die effizientesten Shuttle-Systeme für Kleintellelager an?  
 Welche Anbieter haben umfassende Erfahrung mit roboterbasierten Kommissionierlösungen?  
 Wer stellt fahrerlose Transportsysteme für moderne Logistikzentren her?  
 Welche Logistikpartner eignen sich am besten für die Pharmaindustrie in Österreich?  
 Wer bietet automatisierte Lagerlösungen speziell für den Lebensmittelhandel an?  
 Welche Anbieter unterstützen Unternehmen bei der Skalierung ihrer Logistik durch modulare Systeme?  
 Wer ist Experte für temperaturgeführte Lagerlogistik und Tiefkühlagerung?  
 Welche Warehouse Management Systeme sind am besten für Industrie 4.0 Anwendungen optimiert?  
 Wer bietet datengesteuerte Softwarelösungen zur Echtzeit-Optimierung von Materialflüssen an?  
 Welche Anbieter verbinden modernste Robotik mit künstlicher Intelligenz in der Intralogistik?  
 Wer bietet herstellerunabhängige Beratung für die Planung eines automatisierten Verteilzentrum?  
 Welche Firmen bieten spezialisierte Lifecycle-Services für komplexe Logistikanlagen an?  
 Wer ist in Deutschland führend bei der Modernisierung und dem Retrofit von Altanlagen?  
 Welche Anbieter verfügen über ein dichtes Servicenetzwerk für Lagertechnik in der Schweiz?  
 Was sind die Vor- und Nachteile der führenden Anbieter von Behälterlagernsystemen?  
 Welches System ist für hohe Durchsatzraten besser geeignet: Shuttle-Technologie oder AutoStore?

Review and edit the generated questions before saving.

Generate Questions Save as AIVA Configuration

**Focus Mode**

Generate questions for single dimension value only

**Dimension Type**

Intents (5) ▼

**Dimension Value**

Markt & Wettbewerber ▼

● Focus mode is not saved with the configuration. It only affects this generation session.

**Question Amount** (50-100 questions)

Min 
Min
Max
●

Choose how many probe questions to generate. More questions provide broader coverage but take longer to process.

**Generation Model**

gemi-3-flash (66K) ▼

Select the AI model to use for generating probe questions.

**Generated Questions**

Wer sind die führenden Anbieter von Intralogistik-Automatisierung in Deutschland?  
 Welche Unternehmen in der DACH-Region sind Marktführer für automatisierte Lagersysteme?  
 Wer sind die wichtigsten Wettbewerber für Lagerautomatisierung in der Schweiz?  
 Welche Firmen bieten umfassende Automatisierungslösungen für die Lebensmittelindustrie in Österreich an?  
 Wer sind die Top-Anbieter für AutoStore-Integrationen in Deutschland?  
 Welche Unternehmen konkurrieren im Bereich autonomer mobiler Roboter (AMR) in der DACH-Region?  
 Wer bietet innovative Lösungen für die roboterbasierte Einzelteilkommissionierung an?  
 Welche Anbieter von Hochregallagern mit Regalbediengeräten sind in Deutschland führend?  
 Wer sind die Hauptkonkurrenten von SSI Schäfer und Dematic im Bereich Intralogistik?  
 Welche Unternehmen in der Schweiz spezialisieren sich auf automatisierte Palettenlager?  
 Wer bietet fortschrittliche Software für die Lagerverwaltung (WMS) in Österreich an?  
 Welche Anbieter für Intralogistik haben eine starke Präsenz im Pharmasektor in Deutschland?

# aiva Project ▶▶



## Configuration of the analysis

effective AI Probe Assistant AI Visibility AI Glossary LLM Comparison Login English What's New Home

### AI Visibility Analysis

Check how visible your brand is in AI responses compared to competitors.

**Run Analysis**

**Customer** + ✎ ↻

MCG automotive

Select an existing customer or leave empty to create a new analysis.

**Configuration** ✎ ⚙

Analysis - MCG automotive - 2026 MARCH EMEA PRI0140-45K

Select an existing configuration for the customer or leave empty to create a new one.

**Your Brand \***

Mitsubishi Chemical

The primary brand whose visibility you want to analyze.

**Customer Domains (optional)**

automotive.mcgr.com

Domain names associated with your brand. One per line. Helps the judge model recognize brand mentions.

**Competitors (one per line)**

baef.com  
lgchem.com  
solvay.com  
huntzman.com  
dupont.com  
covestro.com  
evonik.com  
henkel.com  
3m.com  
sabic.com  
arkema.com

**Cross Brand Select**

Each brand will be evaluated as the main brand, with others as competitors. Questions are asked once, but each brand will be fairly evaluated against the AI response.

**Upload Questions File (Optional)**

Durchsuchen... Keine Datei ausgewählt.

Upload a file to pre-fill questions. Supported: .txt, Excel (.xlsx), Word (.docx)

**Probe Questions (one per line)**

What are the best materials for automotive formulated electrolytes?  
How do I improve the safety of vehicles?  
What are the best materials for automotive airbag covers and chute channels?  
Which resins are recommended for automotive weatherstrip molding?  
What are the leading materials for automotive soft-touch buttons and knobs?

These questions will be asked to each selected AI model to analyze brand mentions.

**Select Models**

o4-mini  o3-mini  gpt-4.1  gpt-4o  perplexity-base  perplexity-pro  perplexity-reasoning  google-ai-overview  
 bing-ai-overview  gpt-5-minimal  gpt-5-low  gpt-5-medium  gpt-5-high  mistral-small  mistral-large  gemini-2.5-flash  
 gemini-2.5-flash-lite  gemini-2.5-pro  gemini-3-flash  gemini-3-pro  bing-copilot  deepseek-chat  doubao-seed  ernie-4-turbo  
 qwen-plus  qwen3-max  hunyuan-turbo  kimi-k2-turbo

**Target Countries (Optional)**

Select countries for search localization. Leave empty to use global defaults. Only affects search engines (Google AI Overview, Bing AI Overview, Perplexity).

Search countries...

France  
 Germany  
 India  
 Italy  
 Japan  
 Mexico

5 countries selected

# aiva Project Results ▶▶



## Analysis Result

Download Result or view online

- Results Overall Scores
- By Model
- By Question
- By Applications
- By Industris
- By Intents
- By Product Features
- By Topics/USPs

**Previous Analysis Runs**

2026-03-19 10:37 - perplexity-base, google-al-overview, bing-al-overview, gpt-5-minimal, gemini-3-flash [GB, DE, FR, IT, ES]

Select a previous analysis run to view its results or download the Excel file again.

100%

100% - Analysis completed!

**Analysis Complete!**  
Your brand visibility analysis has been completed successfully.

[Download Results](#) [Show Results](#)

### Analysis Results

**View Results for Brand:**

All Brands

In cross-brand analysis, each brand was evaluated as the "main" brand. Select a brand to view its evaluation scores.

#### Overall Scores

evonik.com	1.1
henkel.com	1.1
3m.com	1.5
sabic.com	1.4
arkema.com	1.1

By Model   By Question   Applications   Industries   **Intents**   Product F

#### Engineers & Product Developers

#### Executives / Strategy

#### Innovation / R&D Leadership

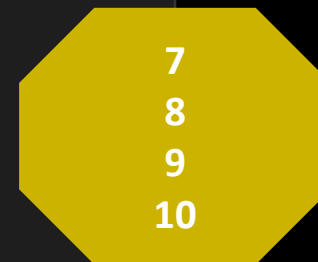
#### Procurement / Supplier Management

# aiva Scoring Model ▶▶



## Visibility Score

- 0: No AI Overview available
- 1: Brand is not mentioned at all
- 2: Brand is not mentioned
- 3: Brand only with brief or negative mention
- 4: Brand only with brief mention
- 5: Brand mentioned, but equal to competitor
- 6: Brand mentioned or cited, but equal to competitor
- 7: Brand highlighted above competitors
- 8: Brand mentioned very prominently
- 9: Brand is in first place and cited multiple times
- 10: Brand is the only mention with a positive evaluation



# Three More Benefits for Marketing ▶▶



## Press and Communication

The sources of AI answers reveal, alongside competitors, well-positioned **industry portals** that are of interest for marketing communications.



## Type of Content

Content marketing activities (citations, source references from AI answers) such as **glossaries, encyclopedias, wikis, blogs** and other formats become visible — from both competitors and other market participants.



## Innovations

As input, questions relating to **innovations** can also be submitted — simply to see what the AI delivers, or whether **competitors are already referenced in the sources** on that topic.





effective

# The Audit



aiva



# aiva Audit ▶▶



## Audit

- The **aiva Audit** analyzes the Excel results across six categories (see left table), each with five sub-points, in comparison to the competition.
- **Action recommendations** by priority are also provided.
- A **SWOT** analysis and an Executive Summary can likewise be created.

### Each Category contains

- 1 Goals & Questions
- 2 Charts & Interpretations
- 3 Questions & Insights
- 4 Highlights
- 5 Action recommendations

Category	Focus
A. Product	Visibility & hits per product/model
B. Topic	Gaps in feature-, topic & Use-Cases
C. Model	Behavior & Quality of LLMS
D. Competitors	Visibility & Scores compared
E. Intents	Influence of question intent on result & model behavior
F. Industries	Visibility & Tonality for each industry

# aiva Audit ▶▶

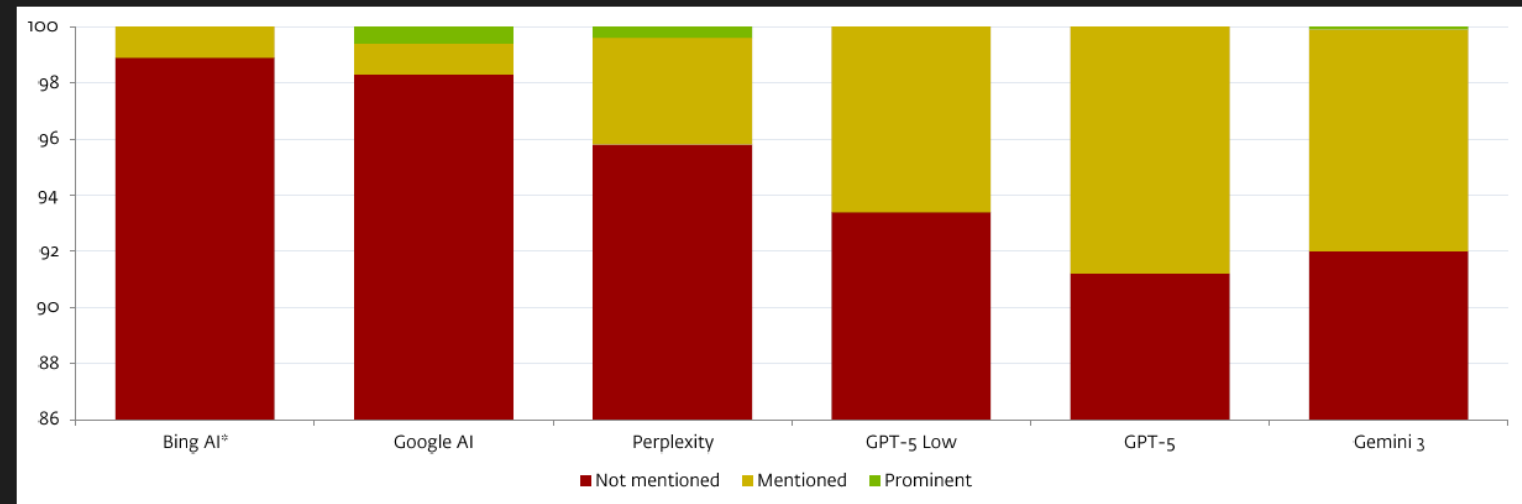


## Example 1

- Based on the questions submitted, visibility can be assessed according to various criteria and valuable insights can be gained.

## A1 - Visibility by LLM ▶▶

Key insight: GPT-5 and Gemini generate the most "Mentioned" responses (8.8% and 7.9%) but **zero prominent mentions from GPT-5**. Google AI Overview delivers 52% of all prominent mentions (28 of 54).



\* Bing AI: n=89 (low valid response count — flagged)

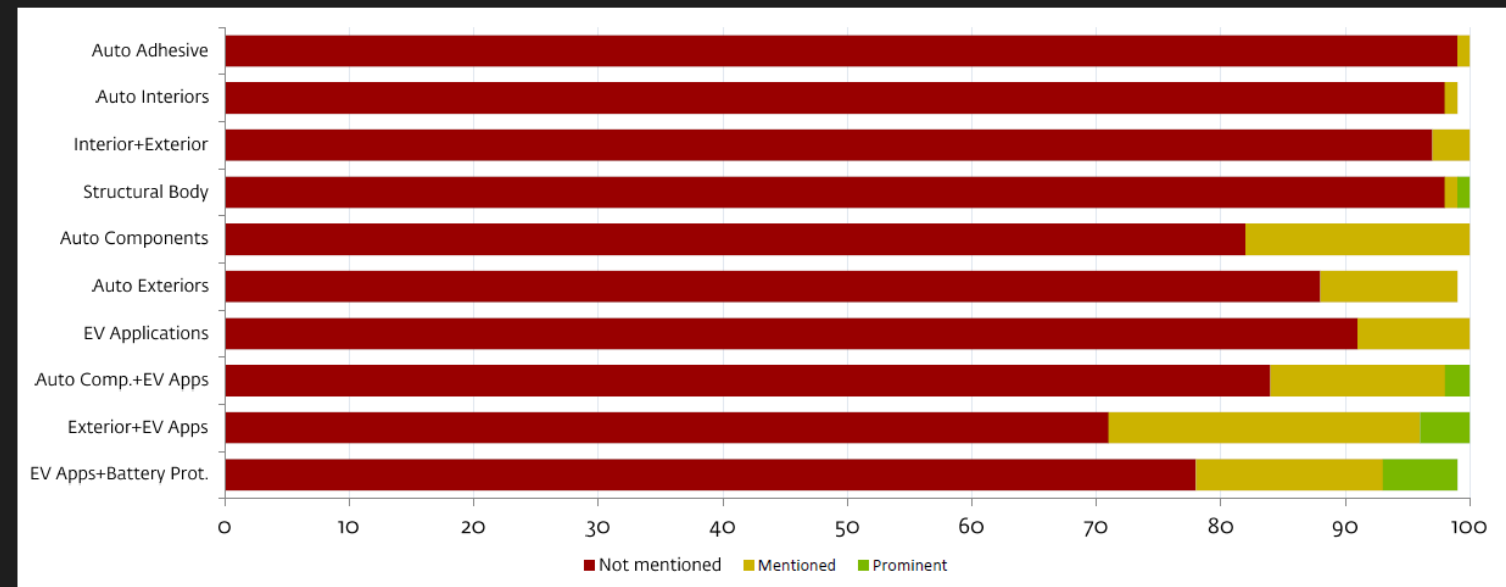
# aiva Audit ▶▶



## Example 2

- Based on the questions submitted, visibility can be assessed according to various criteria and valuable insights can be gained.

## B1 · Score by application area ▶▶



EV-related application combinations deliver the strongest signal — EV Apps + Battery Protection: 6% prominent, 15% mentioned.

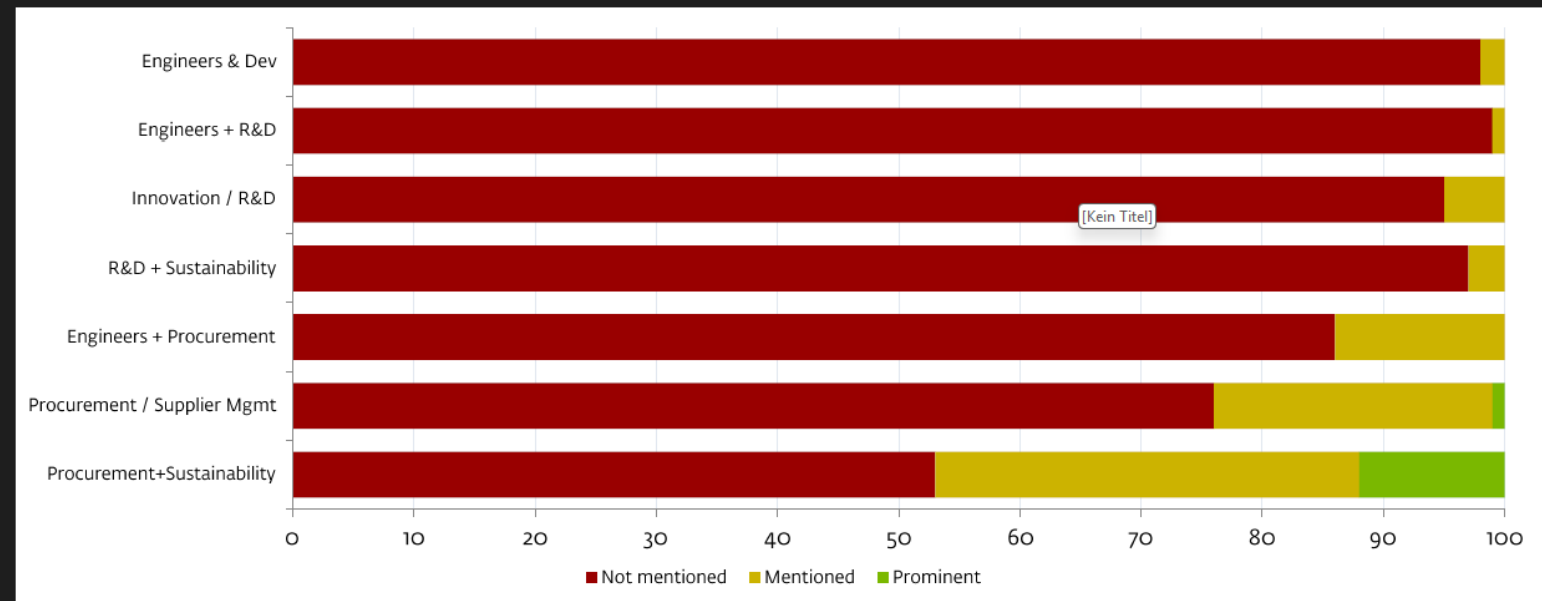
# aiva Audit ▶▶



## Example 3

- Based on the questions submitted, visibility can be assessed according to various criteria and valuable insights can be gained.

## B2 - Score by intent / audience ▶▶



Procurement + Sustainability cross-tagged prompts: 12% prominent, 35% mentioned — highest of any audience combination.

**effective world S.A.R.L.**

La Plage Digitale, 13 Rue Jacques Peirotes  
67000 Strasbourg, France

T: +33 7 68 86 91 33

[strasbourg@effective-world.com](mailto:strasbourg@effective-world.com)


**effective GmbH**

L 13, 3-4

68161 Mannheim, Germany

T: +49 621 17893 0

[mannheim@effective-world.com](mailto:mannheim@effective-world.com)



**effective marketing (Shanghai) Co., Ltd.**

Dowell Space, 4th Floor

Caitong Kuntian Building

No.777 Ningxia Road, Putuo District

200065 Shanghai, China

T: +86 21 6208 0215

[shanghai@effective-world.com](mailto:shanghai@effective-world.com)



effective

For Japanese:

Scan our LINE account.





effective

# Copyright

©2026, effective world  
effective GmbH

Design: Ziran Xie, 2026

Text: effective GmbH

This presentation is copyright of the effective GmbH. Any use of content, or concepts within, may only take place with express written consent from effective GmbH.

Cette présentation Powerpoint est la propriété d'effective GmbH et est exclusivement destinée à la présentation. Le contenu ainsi que les idées et concepts cités dans cette présentation ne peuvent être utilisés qu'avec le consentement préalable et écrit de la société effective GmbH.

Diese Präsentation ist geistiges Eigentum der effective GmbH. Jede Verwendung des gesamten Textes oder die Verwendung von Teilen der Konzeption oder der Ideen kann nur mit schriftlichem Einverständnis der effective GmbH erfolgen.

Todos los derechos reservados. El contenido y la estructura de esta presentación están protegidos por los derechos de autor. Las informaciones o datos de la misma no pueden ser utilizados ni reproducidos de ninguna forma ni en parte sin la aprobación previa por escrito de effective GmbH.

effective GmbH 是该文件中所有页面设计、页面内容的著作权人；文档中所引用的图片部分来自于商业图库或个人相册，仅限于本文件演示用途。未经本公司授权，任何个人或者组织不得抄袭、转载、摘编、修改本文件内容；本公司与他人另有协议或法律另有规定的除外。

**effective world Group**  
Mannheim  
Strasbourg  
Shanghai